



Theatre Virtual Learning

Introduction to Theatre Design & Production Establishing Mood: Sound Design Part 2

Date: April 29, 2020




Lesson: April 29, 2020

Objective/Learning Target:

The student will explore the role of music and mood in theatrical sound design.


**Let's Get Started / Warm
Up Activities:
If you could choose one
song to be your theme
song, what would it be and
why?**





Lesson/Activity:


1. First, think about the role of music in your life? Your family's life? Your friend's life?
2. On a scale of 1-10, how large of a role do you think music plays in our life?
3. Music is important in the role of story and character in theatre too!
4. Today, you are going to be planning a sound design for a slapstick comedy. The director has asked you to come up with a theme song for each character. Every time the character enters the room, a short snippet of this song will play.



Practice:


1. You have been asked to choose a song for three characters in the comedy that your school is producing.
2. For each of the following pictures, please do the following:
 - a. Describe who you think the character is based off the costume design choices that have been made.
 - b. Choose a theme song that fits your interpretation.
 - c. Explain why you choose the theme song.






Character One:





Character Two:





Character Three:

